

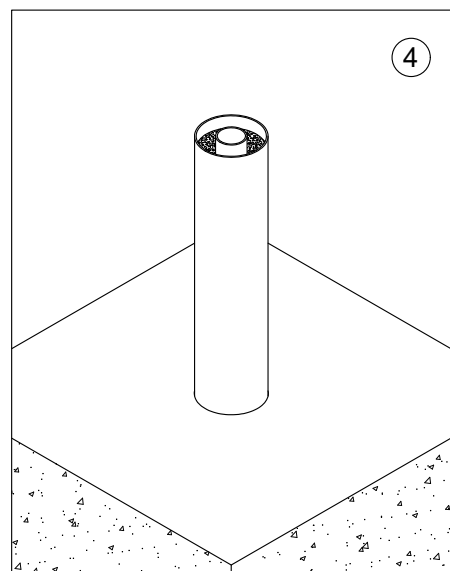
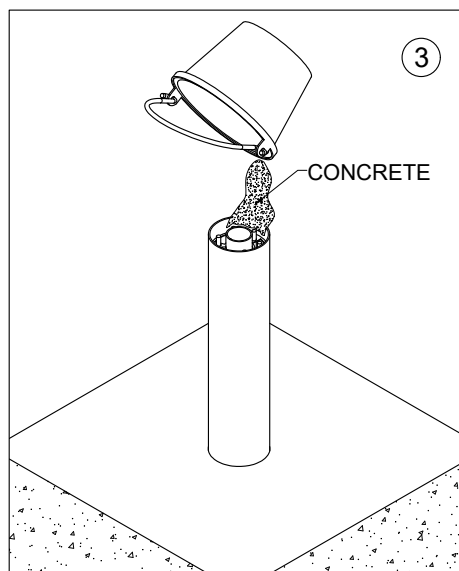
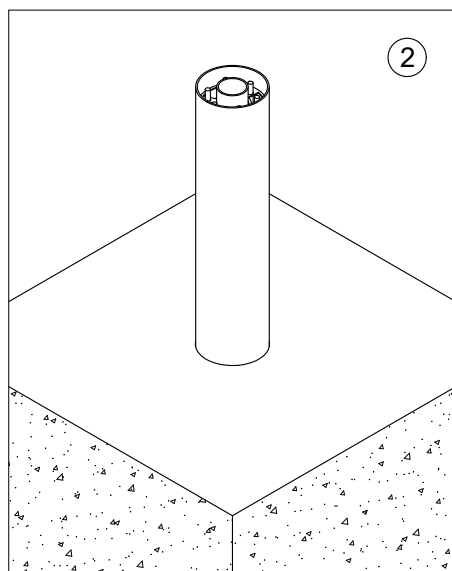
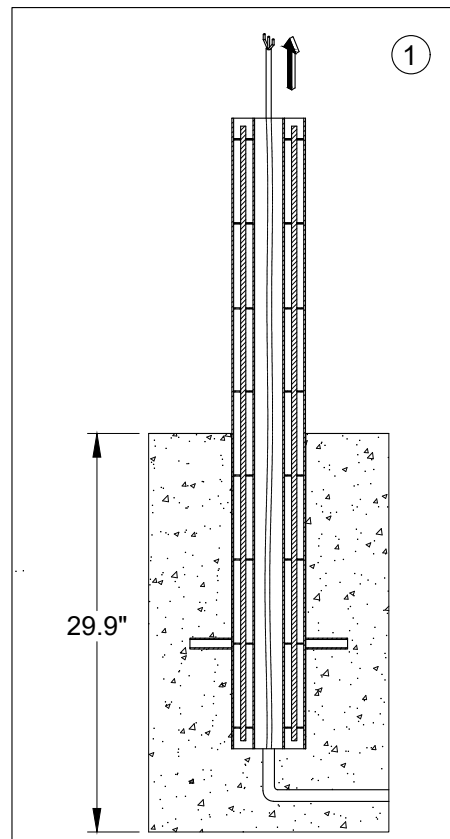
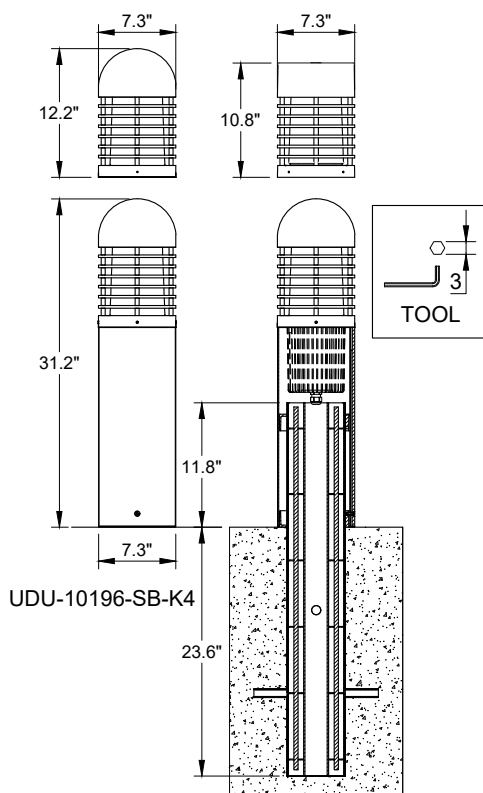
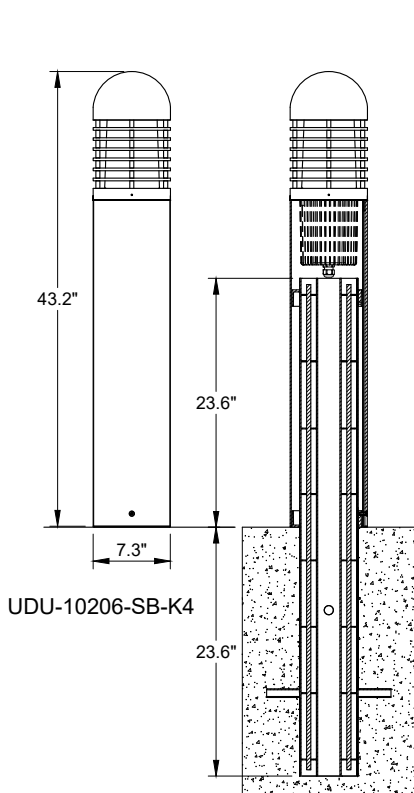
# INSTALLATION AND SERVICE MANUAL

**LIGMAN**  
LIGHTING USA

For installation of Duomo 2 Bollard  
Model. UDU-10206-SB-K4 and UAA-10196-SB-K4

## Product drawing (dimensions)

## SUITABLE FOR WET LOCATIONS



### Notice to installer :

1. **WIRING INSTRUCTIONS** Warning : RISK OF FIRE AND ELECTRICAL SHOCK. : FIXTURE MUST BE INSTALLED BY A QUALIFIED ELECTRICIAN ONLY>FIXTURE IS INTENDED FOR INSTALLATION IN ACCORDANCE WITH THE NATIONAL ELECTRICAL CODE, LOCAL AND FEDERAL CODE SPECIFICATIONS. DISCONNECT POWER BEFORE SERVICING.
2. This fixture has a **VOLTAGE SPECIFIC BALLAST**, Check that the supply voltage is the same as the installed ballast voltage.

**Ligman Lighting USA**

7144 NE Progress Court, Hillsboro  
Oregon, 97124, USA  
Tel : 503 645 0500 | Fax : 503 645 8100

[www.ligmanlightingusa.com](http://www.ligmanlightingusa.com)

UDU-10206-SB-K4 09/05/24 REV.1  
1/2

FM-TS-13-1/13-05-2563/Rev.6

